





District Health Assessment for Multiple District 6 through December 2025

		Clubs							Membership							Member Strength		Cancellation		Reports			Finance	Leadership			
District Name	Status/ Number of Months in Status *	Active Clubs	Clubs in Status Quo	Total Clubs	% Status Quo Clubs in Financial Suspension	New Clubs	Cancelled Clubs	YTD Net Club Gain/Loss	Current Members In Active Clubs	Current Members In Status Quo Clubs	Current Total Members Count	YTD Add	YTD Drop	YTD NetGrowth (includes Active and Status Quo)	YTD NetGrowth% (includes Active and Status Quo)	Member Count 12 Months Ago	Average Member Count Per Club	% of Clubs with less than 20 members	Average Cancelled Club Age	Members Lost Due to Cancelled Clubs	% of Clubs Reporting Service	% No MMR in 3 Months	% No Officer Report in 12 months	% of Clubs with balance 90+ days	Number of Zone Chairs Recorded	Number of Region Chairs Recorded	District Officers Vacancies **
6 NE	T(24)	33	0	33	0%	0	0	0	774	0	774	28	47	-19	-2.40%	848	23	61%	0	0	100%	42%	3%	3%	0	0	2nd VDG
6 C	T(24)	23	0	23	0%	0	1	-1	482	0	482	33	53	-20	-3.98%	479	21	78%	77	5	61%	52%	0%	13%	2	0	2nd VDG
6 SE	T(24)	20	0	20	0%	0	0	0	400	0	400	12	30	-18	-4.31%	436	20	60%	0	0	30%	40%	0%	20%	1	0	2nd VDG, GLT, GST
6 W	T(24)	28	0	28	0%	0	0	0	655	0	655	52	49	3	0.46%	653	23	61%	0	0	61%	50%	0%	11%	7	1	
		104	0	104	0%	0	1	-1	2311	0	2311	125	179	-54	-2.28%	2,416	22	64%	77	5	67%	46%	1%	11%	10	1	




District Health Assessment for Multiple District 17 through December 2025

		Clubs							Membership							Member Strength		Cancellation		Reports			Finance	Leadership			
District Name	Status/ Number of Months in Status *	Active Clubs	Clubs in Status Quo	Total Clubs	% Status Quo Clubs in Financial Suspension	New Clubs	Cancelled Clubs	YTD Net Club Gain/Loss	Current Members In Active Clubs	Current Members In Status Quo Clubs	Current Total Members Count	YTD Add	YTD Drop	YTD NetGrowth (includes Active and Status Quo)	YTD NetGrowth% (includes Active and Status Quo)	Member Count 12 Months Ago	Average Member Count Per Club	% of Clubs with less than 20 members	Average Cancelled Club Age	Members Lost Due to Cancelled Clubs	% of Clubs Reporting Service	% No MMR in 3 Months	% No Officer Report in 12 months	% of Clubs with balance 90+ days	Number of Zone Chairs Recorded	Number of Region Chairs Recorded	District Officers Vacancies **
17 K	T(24)	61	0	61	0%	0	2	-2	1086	0	1086	38	73	-35	-3.12%	1,137	18	62%	81	10	16%	70%	0%	7%	9	3	
17 A		68	0	68	0%	1	2	-1	1370	0	1370	102	108	-6	-0.44%	1,401	20	57%	97	8	54%	53%	0%	10%	10	0	
17 N		67	0	67	0%	0	0	0	1288	0	1288	44	109	-65	-4.80%	1,360	19	60%	0	0	43%	49%	0%	7%	10	0	
		196	0	196	0%	1	4	-3	3744	0	3744	184	290	-106	-2.75%	3,898	19	60%	89	18	39%	57%	0%	8%	29	3	




District Health Assessment for Multiple District 21 through December 2025

		Clubs							Membership							Member Strength		Cancellation		Reports			Finance		Leadership		
District Name	Status/ Number of Months in Status *	Active Clubs	Clubs in Status Quo	Total Clubs	% Status Quo Clubs in Financial Suspension	New Clubs	Cancelled Clubs	YTD Net Club Gain/Loss	Current Members In Active Clubs	Current Members In Status Quo Clubs	Current Total Members Count	YTD Add	YTD Drop	YTD NetGrowth (includes Active and Status Quo)	YTD NetGrowth% (includes Active and Status Quo)	Member Count 12 Months Ago	Average Member Count Per Club	% of Clubs with less than 20 members	Average Cancelled Club Age	Members Lost Due to Cancelled Clubs	% of Clubs Reporting Service	% No MMR in 3 Months	% No Officer Report in 12 months	% of Clubs with balance 90+ days	Number of Zone Chairs Recorded	Number of Region Chairs Recorded	District Officers Vacancies **
21 N		59	0	59	0%	1	1	0	1491	0	1491	151	152	-1	-0.07%	1,477	25	49%	46	5	95%	27%	0%	5%	12	2	
21 S	T(24)	42	0	42	0%	0	1	-1	1048	0	1048	143	111	32	3.15%	937	25	48%	68	0	64%	7%	0%	7%	9	0	
		101	0	101	0%	1	2	-1	2539	0	2539	294	263	31	1.24%	2,414	25	49%	57	5	82%	19%	0%	6%	21	2	




District Health Assessment for Multiple District 28 through December 2025

 Status/ District Name of Months in Status *		Clubs							Membership							Member Strength		Cancellation		Reports			Finance		Leadership		
		Active Clubs	Clubs in Status Quo	Total Clubs	% Status Quo Clubs in Financial Suspension	New Clubs	Cancelled Clubs	YTD Net Club Gain/ Loss	Current Members In Active Clubs	Current Members In Status Quo Clubs	Current Total Members Count	YTD Add	YTD Drop	YTD NetGrowth (includes Active and Status Quo)	YTD NetGrowth% (includes Active and Status Quo)	Member Count 12 Months Ago	Average Member Count Per Club	% of Clubs with less than 20 members	Average Cancelled Club Age	Members Lost Due to Cancelled Clubs	% of Clubs Reporting Service	% No MMR in 3 Months	% No Officer Report in 12 months	% of Clubs with balance 90+ days	Number of Zone Chairs Recorded	Number of Region Chairs Recorded	District Officers Vacancies **
28 U	T(24)	25	0	25	0%	0	0	0	382	0	382	33	34	-1	-0.26%	403	15	68%	0	0	36%	40%	0%	16%	0	0	2nd VDG
28 T	T(24)	22	0	22	0%	0	2	-2	466	0	466	30	52	-22	-4.51%	446	21	55%	83	35	14%	77%	0%	18%	0	0	GMT
		47	0	47	0%	0	2	-2	848	0	848	63	86	-23	-2.64%	849	18	62%	83	35	26%	57%	0%	17%	0	0	




District Health Assessment for Multiple District 38 through December 2025

<div></div> <div>Status/ Number of Months in Status *</div>		Clubs							Membership							Member Strength		Cancellation		Reports			Finance	Leadership			
		Active Clubs	Clubs in Status Quo	Total Clubs	% Status Quo Clubs in Financial Suspension	New Clubs	Cancelled Clubs	YTD Net Club Gain/Loss	Current Members In Active Clubs	Current Members In Status Quo Clubs	Current Total Members Count	YTD Add	YTD Drop	YTD NetGrowth (includes Active and Status Quo)	YTD NetGrowth% (includes Active and Status Quo)	Member Count 12 Months Ago	Average Member Count Per Club	% of Clubs with less than 20 members	Average Cancelled Club Age	Members Lost Due to Cancelled Clubs	% of Clubs Reporting Service	% No MMR in 3 Months	% No Officer Report in 12 months	% of Clubs with balance 90+ days	Number of Zone Chairs Recorded	Number of Region Chairs Recorded	District Officers Vacancies **
38 L	T(24)	36	0	36	0%	0	1	-1	681	0	681	22	40	-18	-2.58%	714	19	61%	27	11	19%	75%	0%	17%	7	0	
38 I	T(24)	32	0	32	0%	0	0	0	730	0	730	12	18	-6	-0.82%	725	23	44%	0	0	25%	72%	3%	0%	7	0	
38 O	T(24)	25	0	25	0%	0	0	0	667	0	667	30	44	-14	-2.06%	686	27	48%	0	0	60%	44%	0%	16%	0	0	
38 N	T(24)	26	0	26	0%	0	2	-2	619	0	619	19	42	-23	-3.58%	654	24	54%	49	15	77%	62%	0%	4%	0	0	
		119	0	119	0%	0	3	-3	2697	0	2697	83	144	-61	-2.21%	2,779	23	52%	42	26	42%	65%	1%	9%	14	0	




District Health Assessment for Multiple District 39 through December 2025

		Clubs							Membership							Member Strength		Cancellation		Reports			Finance		Leadership		
District Name	Status/ Number of Months in Status *	Active Clubs	Clubs in Status Quo	Total Clubs	% Status Quo Clubs in Financial Suspension	New Clubs	Cancelled Clubs	YTD Net Club Gain/Loss	Current Members In Active Clubs	Current Members In Status Quo Clubs	Current Total Members Count	YTD Add	YTD Drop	YTD NetGrowth (includes Active and Status Quo)	YTD NetGrowth% (includes Active and Status Quo)	Member Count 12 Months Ago	Average Member Count Per Club	% of Clubs with less than 20 members	Average Cancelled Club Age	Members Lost Due to Cancelled Clubs	% of Clubs Reporting Service	% No MMR in 3 Months	% No Officer Report in 12 months	% of Clubs with balance 90+ days	Number of Zone Chairs Recorded	Number of Region Chairs Recorded	District Officers Vacancies **
39 W	T(24)	30	0	30	0%	0	0	0	909	0	909	55	44	11	1.22%	885	30	30%	0	0	47%	47%	0%	10%	7	0	
39 E	T(24)	24	0	24	0%	1	0	1	387	0	387	32	19	13	3.48%	352	16	71%	0	0	25%	63%	0%	4%	4	0	2nd VDG
		54	0	54	0%	1	0	1	1296	0	1296	87	63	24	1.89%	1,237	24	48%	0	0	37%	54%	0%	7%	11	0	




District Health Assessment for District 15 through December 2025

		Clubs							Membership							Member Strength		Cancellation		Reports			Finance	Leadership			
District Name	Status/ Number of Months in Status *	Active Clubs	Clubs in Status Quo	Total Clubs	% Status Quo in Financial Suspension	New Clubs	Cancelled Clubs	YTD Net Club Gain/Loss	Current Members In Active Clubs	Current Members In Status Quo Clubs	Current Total Members Count	YTD Add	YTD Drop	YTD NetGrowth (includes Active and Status Quo)	YTD NetGrowth% (includes Active and Status Quo)	Member Count 12 Months Ago	Average Member Count Per Club	% of Clubs with less than 20 members	Average Cancelled Club Age	Members Lost Due to Cancelled Clubs	% of Clubs Reporting Service	% No MMR in 3 Months	% No Officer Report in 12 months	% of Clubs with balance 90+ days	Number of Zone Chairs Recorded	Number of Region Chairs Recorded	District Officers Vacancies **
15	T(24)	36	0	36	0%	0	0	0	826	0	826	30	40	-10	-1.20%	831	23	58%	0	0	14%	50%	0%	6%	0	0	2nd VDG
		36	0	36	0%	0	0	0	826	0	826	30	40	-10	-1.20%	831	23	58%	0	0	14%	50%	0%	6%	0	0	




District Health Assessment for District 37 through December 2025

		Clubs							Membership							Member Strength		Cancellation		Reports			Finance	Leadership			
District Name	Status/ Number of Months in Status *	Active Clubs	Clubs in Status Quo	Total Clubs	% Status Quo Clubs in Financial Suspension	New Clubs	Cancelled Clubs	YTD Net Club Gain/Loss	Current Members In Active Clubs	Current Members In Status Quo Clubs	Current Total Members Count	YTD Add	YTD Drop	YTD NetGrowth (includes Active and Status Quo)	YTD NetGrowth% (includes Active and Status Quo)	Member Count 12 Months Ago	Average Member Count Per Club	% of Clubs with less than 20 members	Average Cancelled Club Age	Members Lost Due to Cancelled Clubs	% of Clubs Reporting Service	% No MMR in 3 Months	% No Officer Report in 12 months	% of Clubs with balance 90+ days	Number of Zone Chairs Recorded	Number of Region Chairs Recorded	District Officers Vacancies **
37		57	0	57	0%	0	0	0	1511	0	1511	68	67	1	0.07%	1,497	27	39%	0	0	39%	49%	0%	14%	3	0	
		57	0	57	0%	0	0	0	1511	0	1511	68	67	1	0.07%	1,497	27	39%	0	0	39%	49%	0%	14%	3	0	




District Health Assessment for District 40 through December 2025

		Clubs							Membership							Member Strength		Cancellation		Reports			Finance	Leadership			
District Name	Status/ Number of Months in Status *	Active Clubs	Clubs in Status Quo	Total Clubs	% Status Quo in Financial Suspension	New Clubs	Cancelled Clubs	YTD Net Club Gain/ Loss	Current Members In Active Clubs	Current Members In Status Quo Clubs	Current Total Members Count	YTD Add	YTD Drop	YTD NetGrowth (includes Active and Status Quo)	YTD NetGrowth% (includes Active and Status Quo)	Member Count 12 Months Ago	Average Member Count Per Club	% of Clubs with less than 20 members	Average Cancelled Club Age	Members Lost Due to Cancelled Clubs	% of Clubs Reporting Service	% No MMR in 3 Months	% No Officer Report in 12 months	% of Clubs with balance 90+ days	Number of Zone Chairs Recorded	Number of Region Chairs Recorded	District Officers Vacancies **
40	T(6)	46	0	46	0%	1	0	1	903	0	903	99	74	25	2.85%	842	20	61%	0	0	57%	48%	0%	7%	7	3	2nd VDG
		46	0	46	0%	1	0	1	903	0	903	99	74	25	2.85%	842	20	61%	0	0	57%	48%	0%	7%	7	3	



District Health Assessment for District 46 through December 2025

		Clubs							Membership							Member Strength		Cancellation		Reports			Finance	Leadership			
District Name	Status/ Number of Months in Status *	Active Clubs	Clubs in Status Quo	Total Clubs	% Status Quo in Financial Suspension	New Clubs	Cancelled Clubs	YTD Net Club Gain/ Loss	Current Members In Active Clubs	Current Members In Status Quo Clubs	Current Total Members Count	YTD Add	YTD Drop	YTD NetGrowth (includes Active and Status Quo)	YTD NetGrowth% (includes Active and Status Quo)	Member Count 12 Months Ago	Average Member Count Per Club	% of Clubs with less than 20 members	Average Cancelled Club Age	Members Lost Due to Cancelled Clubs	% of Clubs Reporting Service	% No MMR in 3 Months	% No Officer Report in 12 months	% of Clubs with balance 90+ days	Number of Zone Chairs Recorded	Number of Region Chairs Recorded	District Officers Vacancies **
46	T(24)	50	0	50	0%	0	0	0	1108	0	1108	70	73	-3	-0.27%	1,145	22	50%	0	0	48%	50%	6%	6%	12	5	
		50	0	50	0%	0	0	0	1108	0	1108	70	73	-3	-0.27%	1,145	22	50%	0	0	48%	50%	6%	6%	12	5	

* - District Status: P - Provisional, T - Transitional.

** - District Officers Vacancies: DG - District Governor, 1st VDG - First Vice District Governor, 2nd VDG - Second Vice District Governor.